

# How Traffic Law Enforcement Can Contribute to Safer Roads - PIN Flash report 31

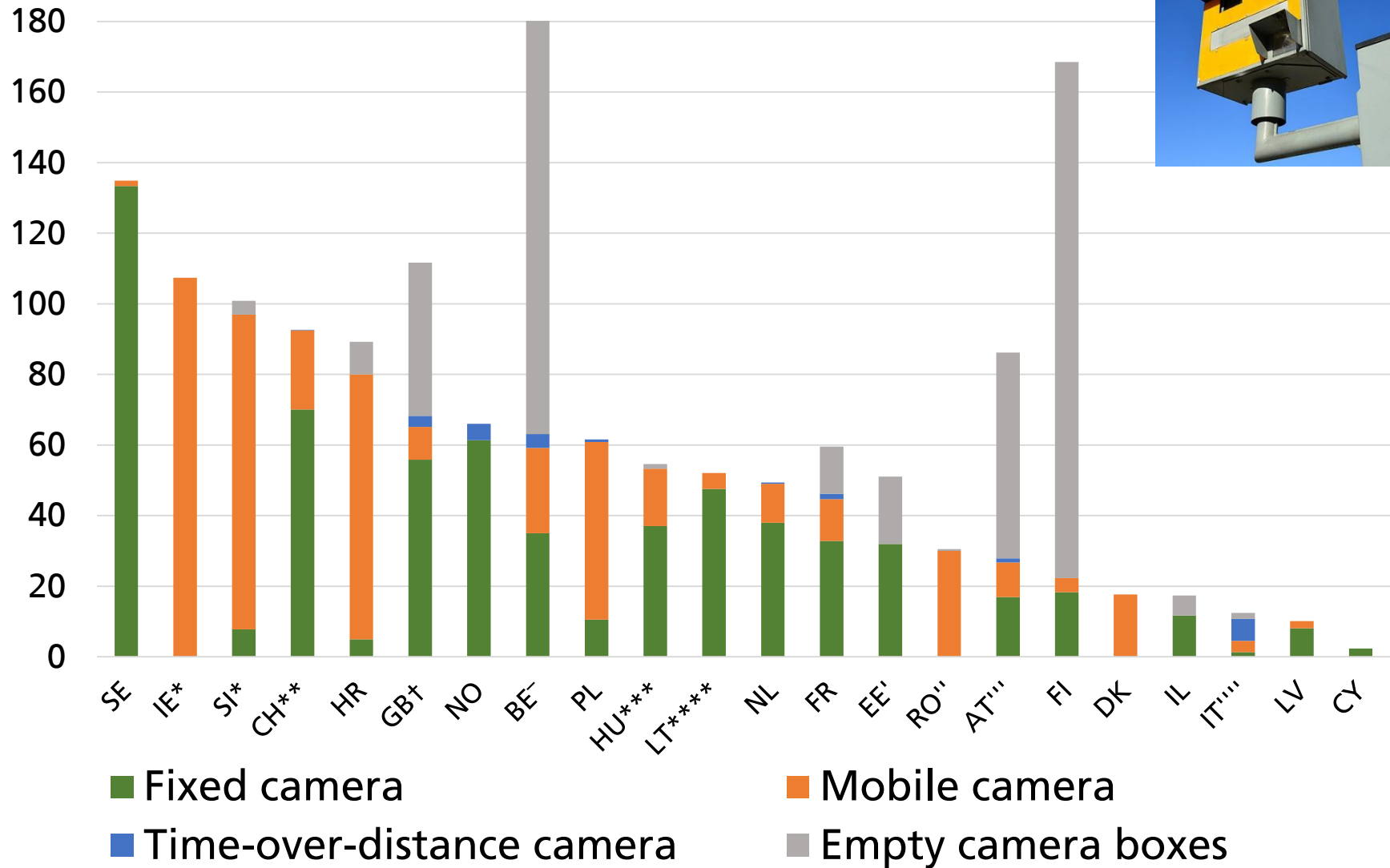
PIN Conference 20 June 2016

Graziella Jost  
ETSC Programme Director

# Traffic offences covered

1. Speeding
2. Drink driving
3. Failure to use a seat belt
4. Illegal use of mobile phone

# Number of cameras / 1000 inhabitants (2015)



# Speeding tickets /1000 inhabitants (2015)

*% by safety camera*

<b>Netherlands</b>	<b>393</b>	<b>99.6%</b>
<b>Belgium</b>	<b>300*</b>	<i>n/a</i>
<b>France</b>	<b>205</b>	<b>93%</b>
<b>Cyprus</b>	<b>108</b>	<b>29%</b>
<b>Estonia</b>	<b>102</b>	<b>66%</b>
<b>Finland</b>	<b>93</b>	<b>80%</b>
<b>Denmark</b>	<b>73</b>	<b>91%</b>
<b>Croatia</b>	<b>66</b>	<i>n/a</i>
<b>Lithuania</b>	<b>50</b>	<b>98%</b>
<b>Poland</b>	<b>50</b>	<b>17%</b>

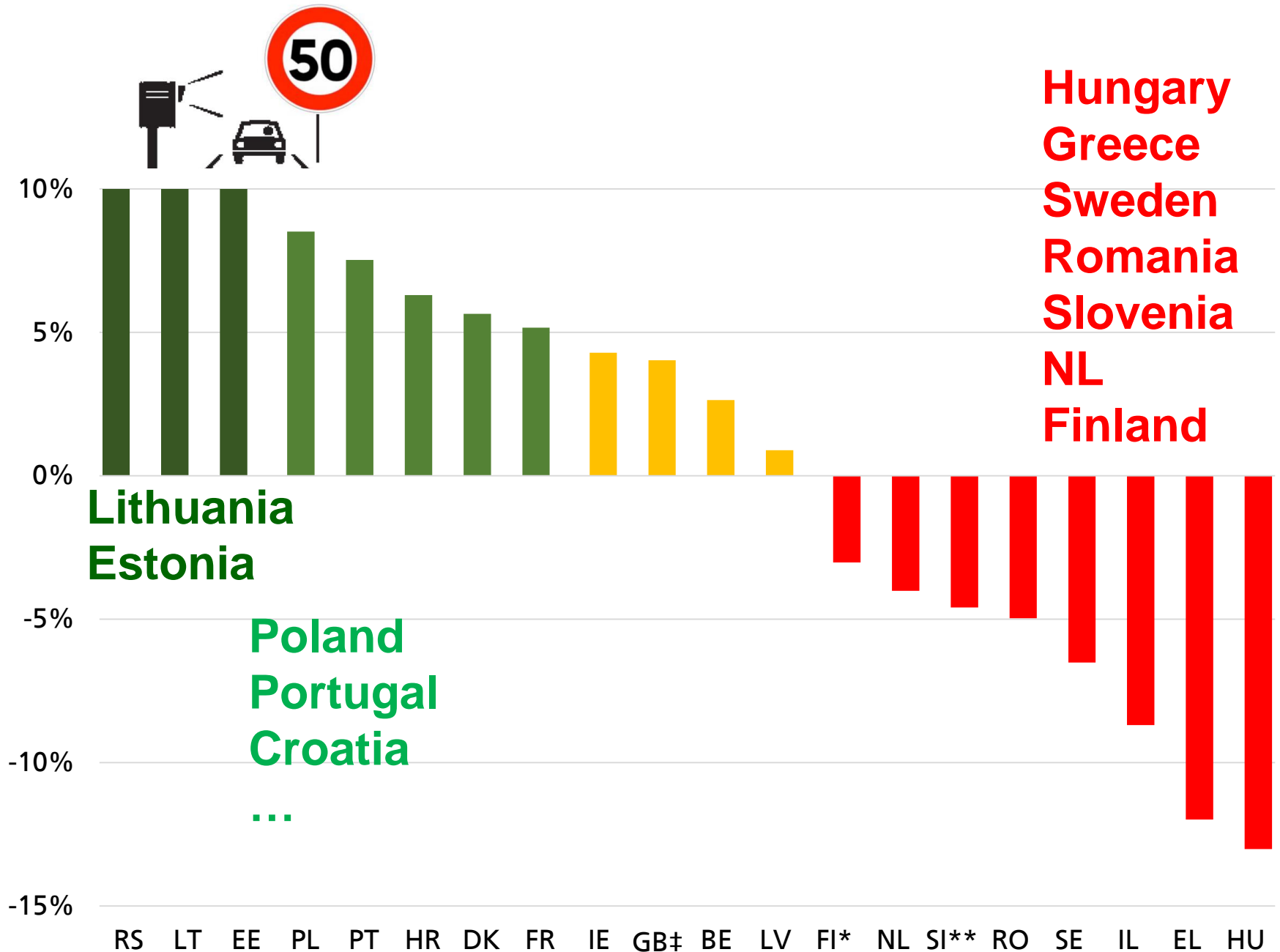
*\*2014*



**IE, SI, RO, RS, GB, HU, PT, SE, IT**

**50 or fewer**

# Annual change in speed tickets (2010-2015)



# Drink Driving checks / 1000 inhabitants

	2015	2014	2013
Estonia	677	572	470
Poland	466	405	234
Finland	279	286	149
Austria	189	214	209
Slovenia	156	186	184
Greece	n/a	166	163
France	152	164	160
Hungary	135	124	121
Cyprus	135	138	146
Sweden	130	205	234
Romania	72	73	75
Ireland	71	86	96
GB	n/a	11	12

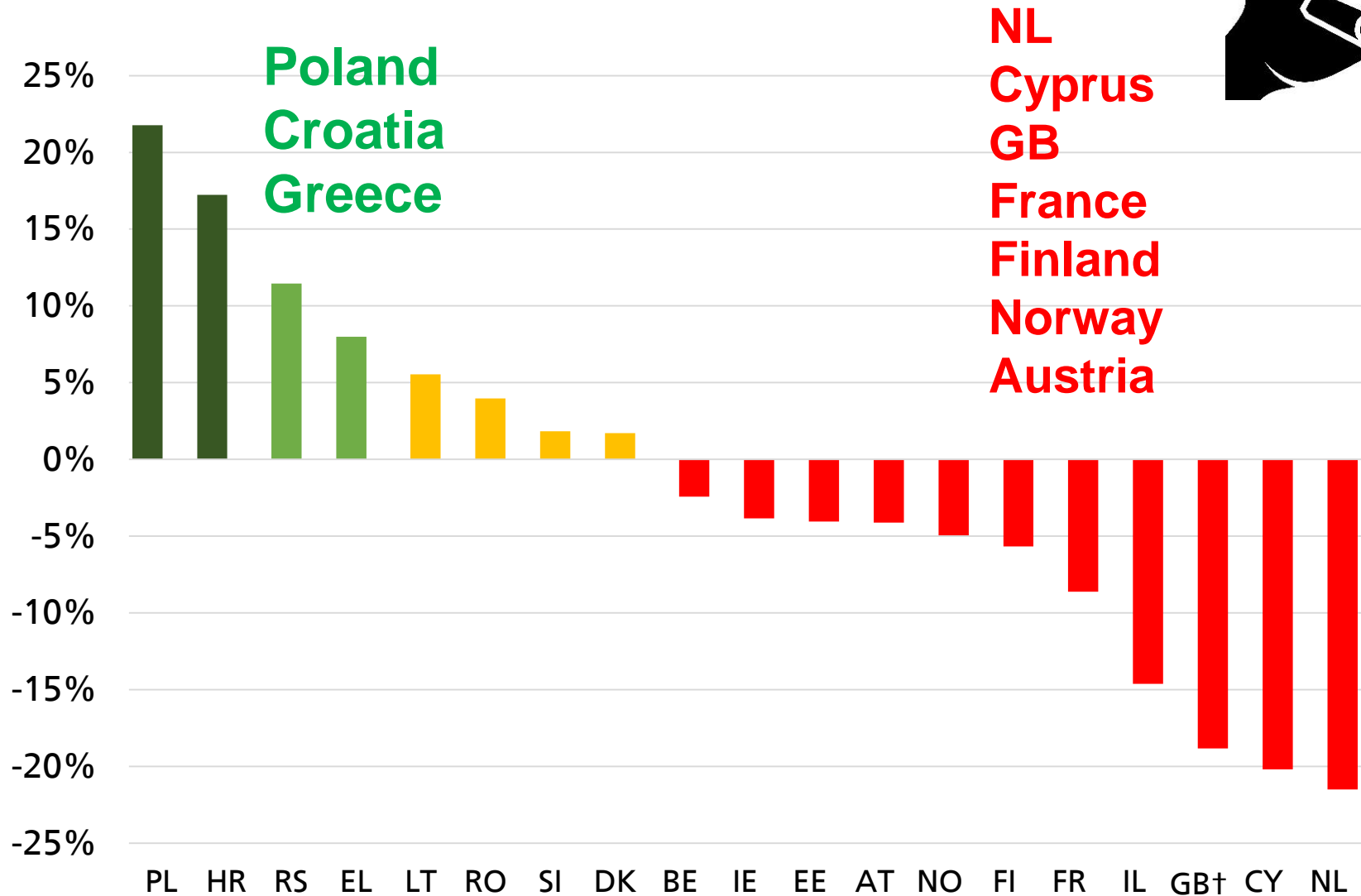


Not available in  
Belgium  
Czech Rep.  
Germany  
Denmark  
Croatia  
Luxembourg  
Latvia  
Netherlands  
Slovakia

58%

\* SARTRE 4

# Annual change in mobile phone tickets (2010-2015)



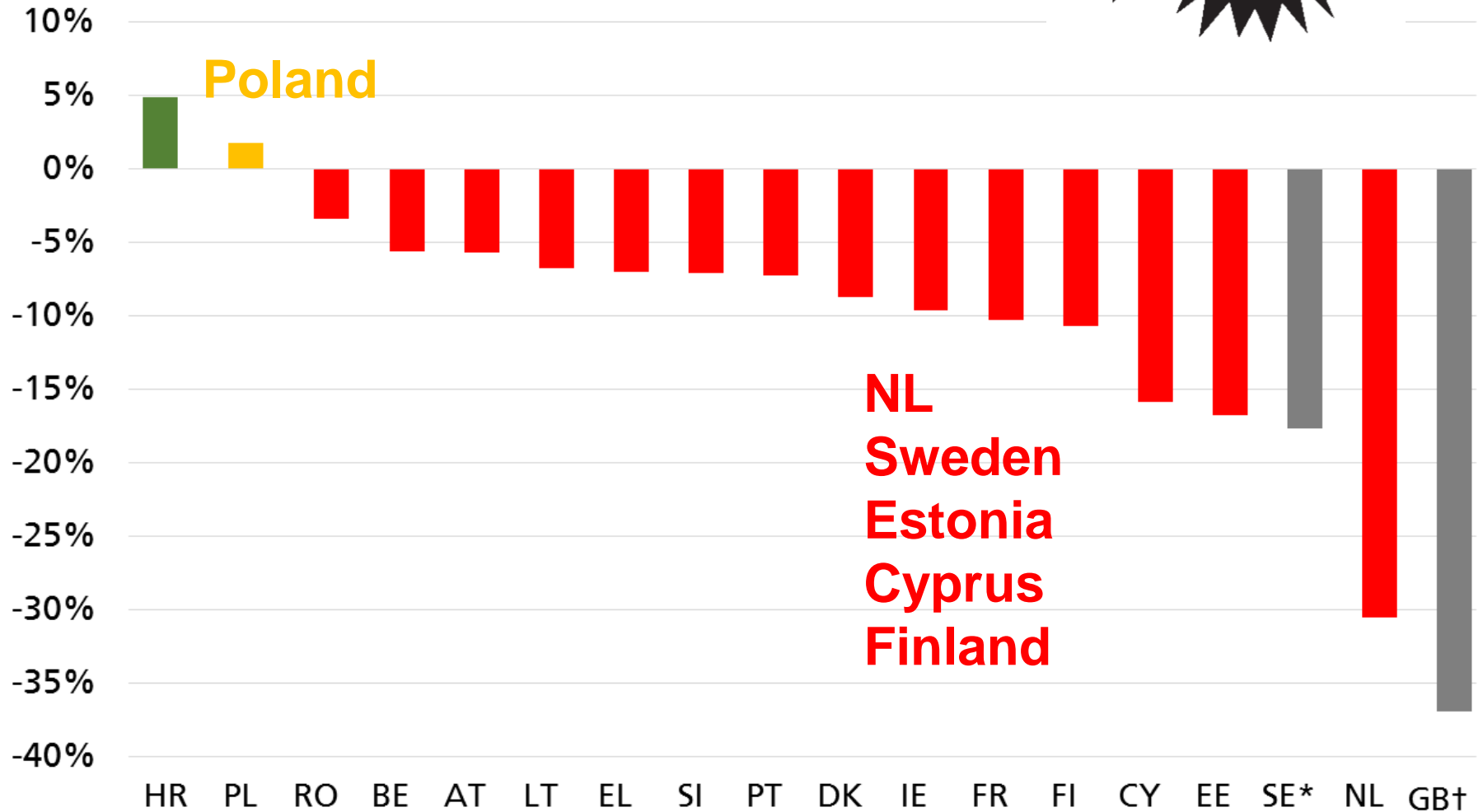


# Annual change in number of seat belt tickets 2010-2015



Croatia

Poland



NL  
Sweden  
Estonia  
Cyprus  
Finland

# Recommendations to countries

- Increase/maintain human and financial resources for the Police to enforce traffic law
- Each time a driver is stopped: check compliance with traffic law
- Improve follow-up of non-resident offenders

# Cross border enforcement

- Yes
- Not yet
- Later transposition date

