

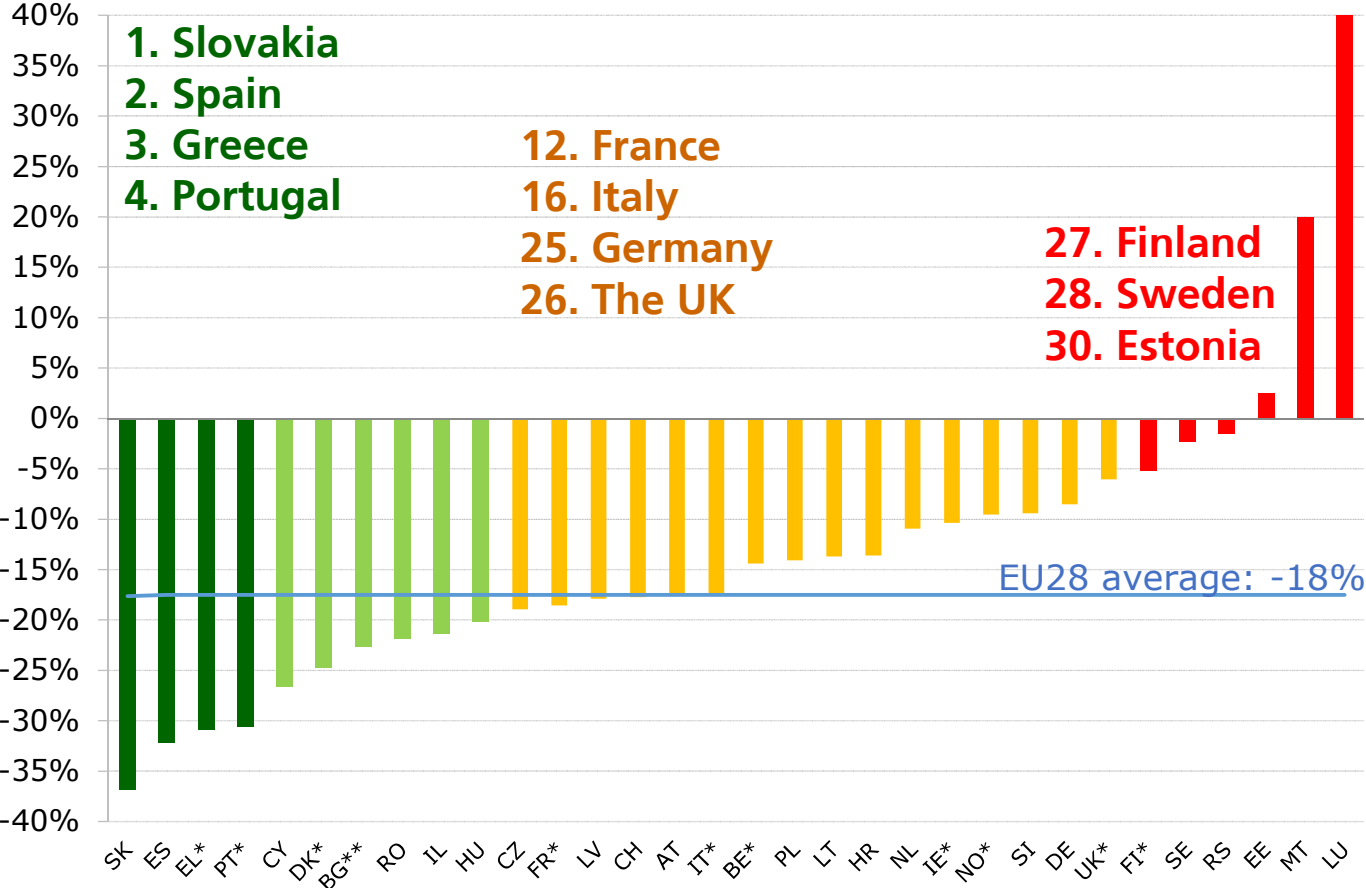
Ranking EU progress on road safety

8th Road Safety Performance Index Report

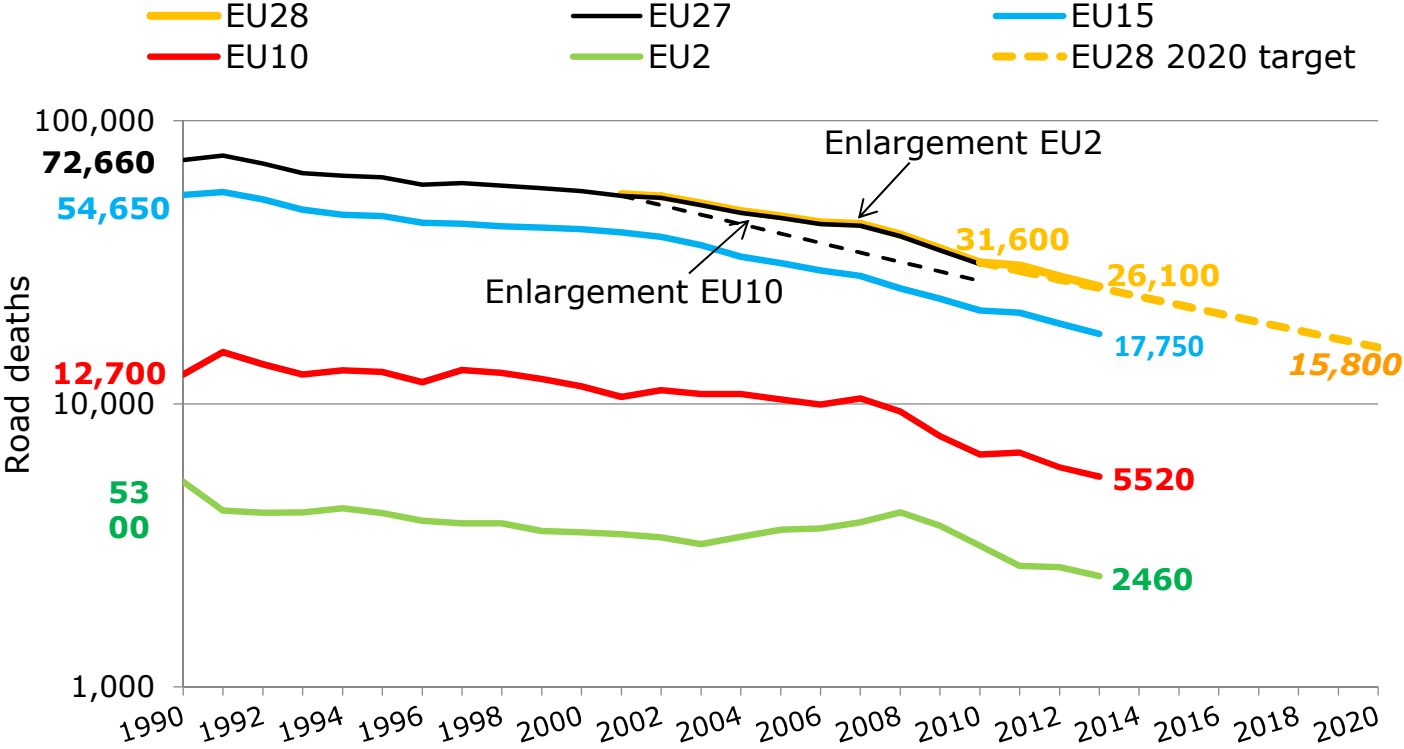


European Transport Safety Council

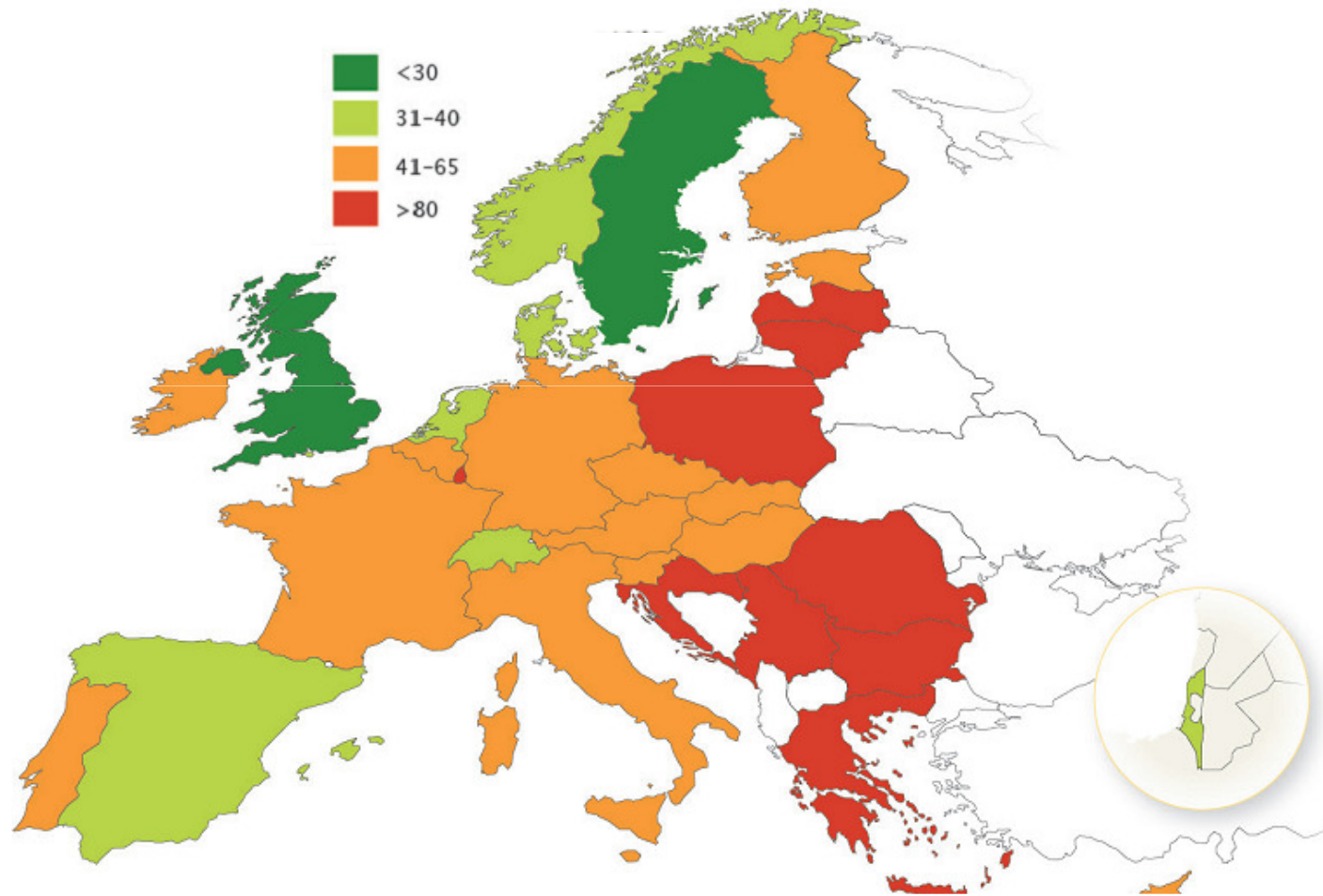
Percentage change in road deaths 2010-2013



Progress towards the EU 2020 target



Road deaths per million inhabitants in 2013



26,025

People killed in the EU28 in
2013 as a consequence of road
collisions

199,000

People recorded by the Police as seriously injured in the EU28 following traffic collisions in 2013

ETSC key recommendations to the EU

- ✓ Evaluate progress towards the 2020 target and towards the Policy Orientations next year
- ✓ Adopt a strategy to tackle serious injuries including measures
- ✓ Set a target to reduce the number of people seriously injured by **35%** between 2014 and 2020

1.9 million €

Estimated Value of preventing
one road death in 2013

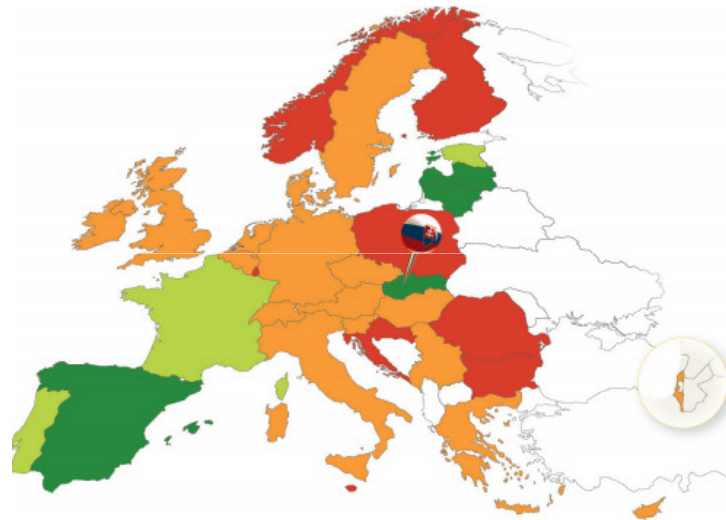
18.7 billion €

Estimations of total value of
reductions in road deaths in
the EU28 over 2011-2013

RANKING EU PROGRESS ON ROAD SAFETY

8th Road Safety Performance Index Report

June 2014



Please read
the report!

Topics covered by the PIN programme since 2006

Dates refer to the year of publication of the PIN report in which the topics mentioned are covered. All PIN reports can be downloaded from www.etsc.eu/pin

Annual	<p>Progress in reduction in deaths in each country since 2001</p> <ul style="list-style-type: none">■ Progress since 2010 with valuation of reduction (from 2012)■ Progress in total since 1990 in EU15, EU10, EU2 and EU27 (from 2011 – EU28 from 2014) <p>Deaths per million inhabitants and deaths per billion vehicle-km</p> <p>Progress in reduction in serious injuries since 2001</p>
2013	<p>Progress in reduction in deaths in collisions involving</p> <ul style="list-style-type: none">■ Heavy goods vehicles■ Light goods vehicles■ A bus, coach or trolleybus<ul style="list-style-type: none">• By distance travelled by those types of vehicle• By type of road user and type of road <p>Speeds of goods vehicles over 3.5t on urban roads and rural roads and percentages exceeding the limit</p> <p>Deaths by gender</p>
2012	<p>Young people deaths aged 15-30 and young people mortality</p> <p>Young people deaths by gender and type of road users</p> <p>Road deaths among young people as a percentage of deaths from all causes in the same age group</p> <p>Deaths in collisions involving young drivers or riders</p> <p>Road safety management</p>

List of other topics covered by PIN in the Annexes

etsc.eu/pin
graziella.jost@etsc.eu



European Transport Safety Council