



Introduction of double penalty points for inexperienced drivers, campaigns and education





Statens vegvesen
Norwegian Public Roads
Administration



Introduction of double penalty points for inexperienced drivers

Arild Engebretsen

Senior advisor

NPRA

Three things that may have contributed to a reduction in injury accidents among young drivers!

- Campaigns, targeting young drivers, especially boys.
- Driver education
- Double penalty points for novice drivers

the demerit point system, background and how it works.

- From January 1. 2004.
- Changed in 2011
 - Increased number of dots.
 - Increased number of violations that gives dots
 - 8 points in three years, lose driver licence for 6 months
- It is the police that can give a penalty, either by stopping you or detected in an ATK (automatic traffic control)
- The points are ruled out after three years from the date given.

Conditions that cause dots(The demerit point system)

Infringement	Number of dots
Speed limit up to 60 km/h, measured speed 10 km/h to 15 km/h above speed limit	2
Speed limit up to 60 km/h, measured speed 16 km/h and more above speed limit	3
Speed limit from 70 km/h measured speed 16 km/h to 20 km/h above speed limit	2
Speed limit from 70 km/h measured speed 21 km/h and more above speed limit	3
Don't stop for red light	3
Illegal passing	3
Give-way violation	3
Driving on confined area	3
Driving too close to the driver in front of you	3
Driving a trimmed MC	3
Driver has not secured passengers under the age of 15	2

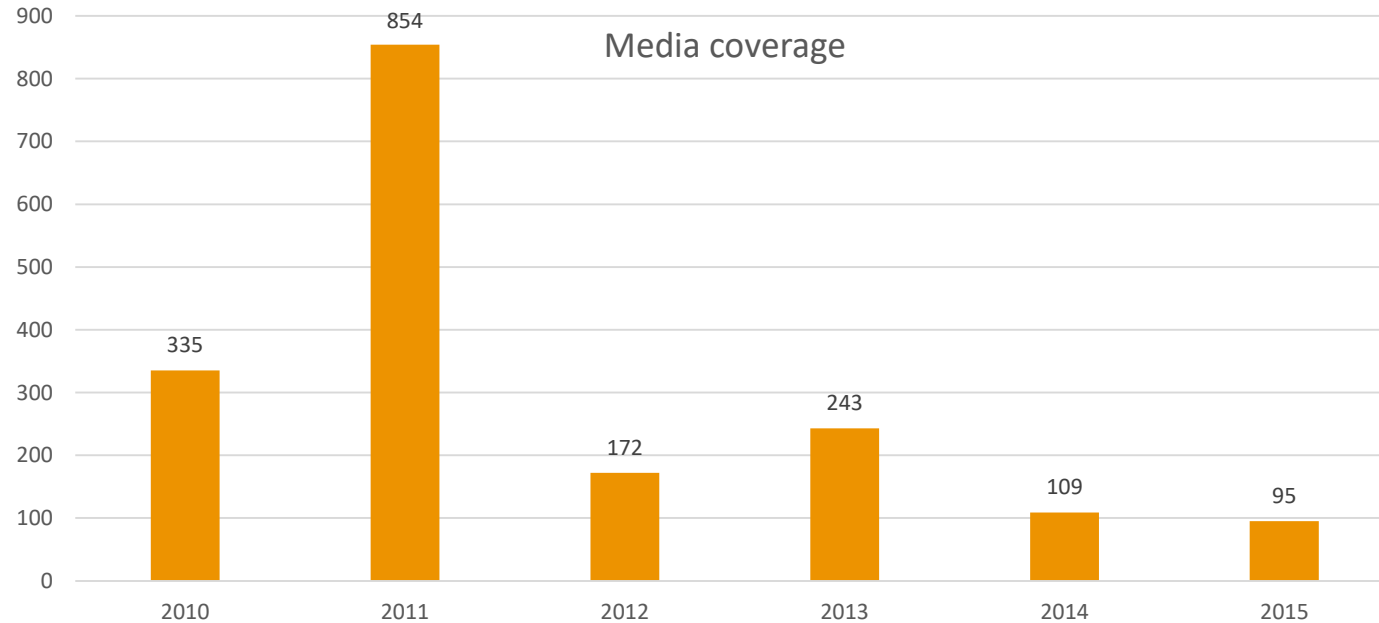
- **Double points for novice drivers (2 years)**
- If you are caught for multiple offenses at once, you get as many dots as the offenses add up
- Notification letters are sent after four dots

Evaluation of the demerit point system after the changes in 2011

Report; TØI 1523/2016

1. Analysis of media coverage of the new demerit point system
2. Analysis of the national demerit point register
3. Analysis of crash data
4. Questionnaires among drivers in general and drivers having incurred demerit points

1 Analysis of media coverage of the new demerit point system(TØI 1523/2016)



- News database «Retriver»
- Not surprisingly a peak in 2011
- NPRA also informed on the WWW

Flere prikker i førerkortet

Fra 1. juli 2011 vil du få flere prikker i førerkortet for samme overtredelser enn hva du får i dag.

Åtte prikker eller mer i løpet av tre år fører til tap av førerett i seks måneder.

EKSISTERENDE OVERTREDELSE:

- + 16-20 km/t i 70-sone og høyere (21 km/t og over gir 3 og 6 prikker).
- + 11-15 km/t i 60-sone og lavere (16 km/t og over gir 3 og 6 prikker).

NYE OVERTREDELSE:

- For liten avstand til forankjørende
- Unnlatt sikring av passasjerer under 15 år
- Kjøring i sperreområde
- Kjøring med trimmet motorsykkel/moped

Brudd på vikeplikt

Rødlyskjøring

Ulovlig forbi kjøring

Legende:

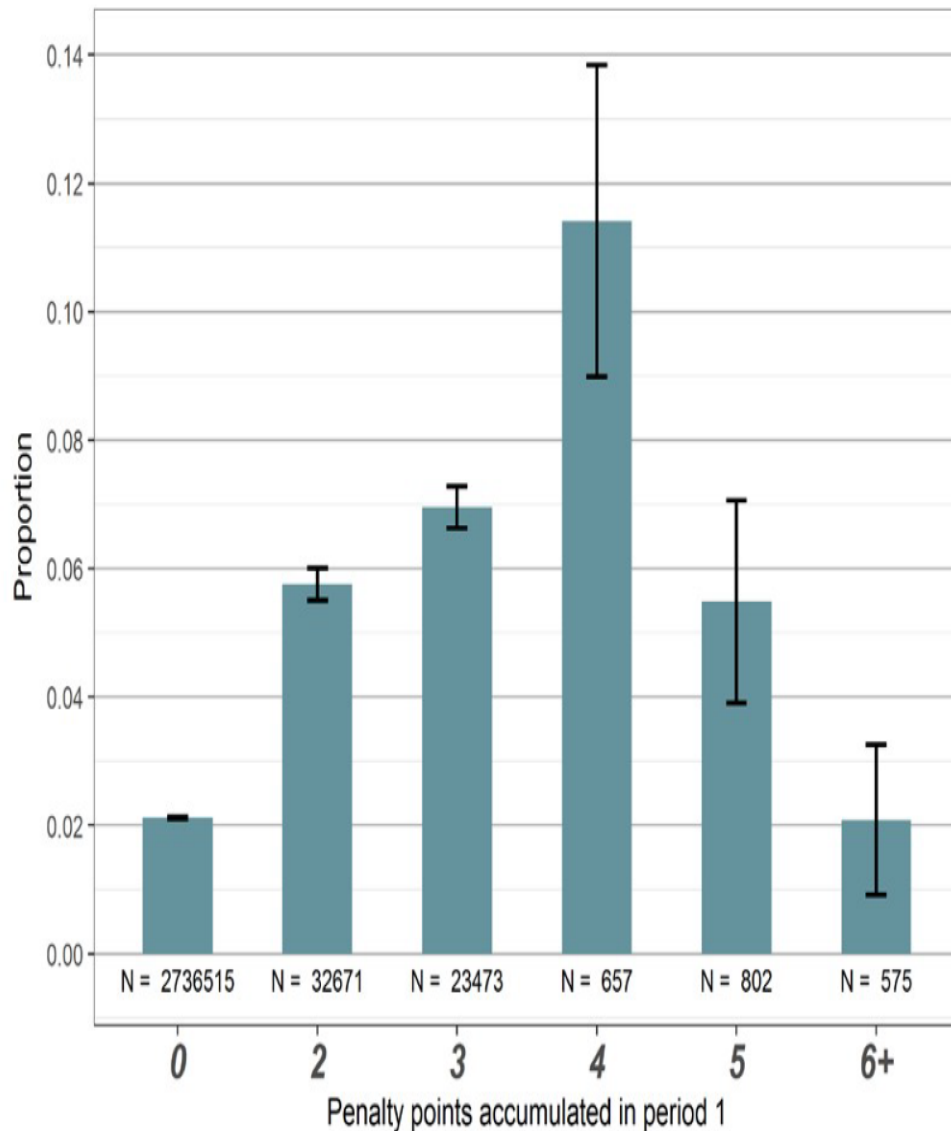
- = Dagens prikkbelastning
- = Tillegg fra 1. juli

*Har hatt førerkort i klasse B i mindre enn to år sammenhengende.

Kilde: Samferdselsdepartementet

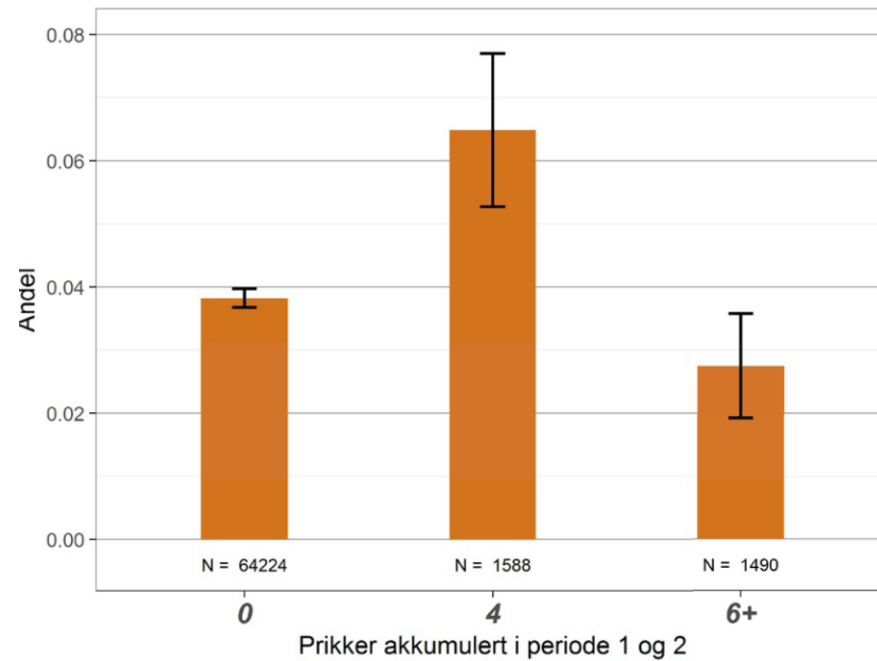
nyhetsgrafikk.no

2 Analysis of the national demerit point register (TØI 1523/2016)



- 2 797 696 persons with driving licence
- No «dots» in the period 1/7-2008 – 1/7-2011
- Figure shows how many dots they got in period 1 and the proportion of drivers with new dots in period 2.
- The result shows that the probability of additional demerit point violations decreases significantly when a driver has incurred four or more dots.
- For probationary-license drivers with four or more points have a lower probability of additional points than drivers with no points.

2 Analysis of the national demerit point register (TØI 1523/2016)



- 68191 young drivers
- The figure shows the proportion of drivers in each group with new dots, grouped after number of dots they had in period 1
- This result indicates that drivers that are in a position to loose their lisenche, change behavior.

Analysis of crash data; (TØI 1523/2016)

Police reported injurie accidents

Aldersgruppe	Kjønn	Førperiode (2004 – 2010)	Etterperiode (2012 – 2014)	Endring før-etter (%)
18 – 19 år	Menn	20,1	11,0	-45,3
	Kvinner	10,0	6,2	-38,2
	Begge kjønn	15,6	8,8	-43,8
20 år og over	Menn	4,5	2,9	-35,3
	Kvinner	2,2	1,4	-33,8
	Begge kjønn	3,4	2,2	-35,2

Accidents reported to Insurance companies

Aldersgruppe	Kjønn	Førperiode (2004 – 2010)	Etterperiode (2012 – 2015)	Endring før-etter (%)
18 – 24 år	Menn	141,8	106,0	- 25,3
	Kvinner	72,0	65,9	- 8,4
	Begge kjønn	109,7	87,4	- 20,3
25 år og over	Menn	98,3	95,3	- 3,0
	Kvinner	58,4	61,6	5,4
	Begge kjønn	79,7	79,3	- 0,5

● Result;

- The decrease in police reported crashes per licence was significantly larger among 18- and 19-years old drivers than among the remaining driver population (44% vs. 35% decrease)
- The decrease in insurance reported accidents was significantly larger among 18- and 19-years old drivers than among the remaining driver population (20% vs. 0,5% decrease)
- There may be alternative explanations but these results are consistent with a positive effect of the demerit point system, and even better results for the novice drivers.

Questionnaires among drivers in general and drivers having incurred demerit points (TØI 1523/2016)

- Majority of the drivers know that certain specified violations result in dots
 - Few could tell the correct number of dots.
- Survey confirm the results from the analysis of register data regarding the tendency that drivers with four or more demerit points change behaviour.
- Even among drivers without dots there is a considerable share who report that their driving is influenced by a fear of demerit points.