

Engage and support schools

Structural road traffic safety education in primary schools
in the Netherlands


Wilma Slinger, CROW-KpVV
June 23 2020



Road safety in the Netherlands

ETSC last week:

Of all European countries... road deaths in Malta, the **Netherlands** and the UK were higher in 2019 than in 2010



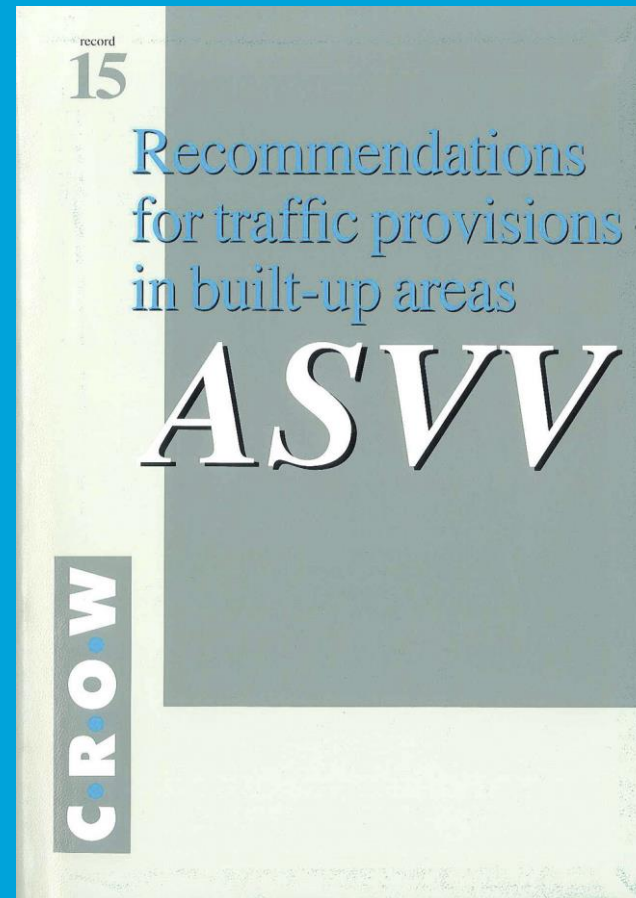
Content

After presentation you know:

- a little about me and my working habitat CROW
- a little about road safety education in the Netherlands
- how we work on structural road safety education in primary schools by using road safety labels
- about our experiences and about the latest developments in labelling



About CROW: <https://crowplatform.com/>



Road safety education in the Netherlands



- New national policy plan till 2030
- Each province responsible for own region
- Key element: risk analysis

Road safety education in the Netherlands

Concept of Life long learning


- Road Safety Education (RSE) at important shifts in modes of traffic participation
- Know-how, skills and attitudes for safe participation in traffic
- For all age groups: “from the cradle to the grave”



Road Safety Label

Approach

- Structural road safety education in primary schools
- No separate activities but an education package for each grade, every year, supplied by the Provincial authorities

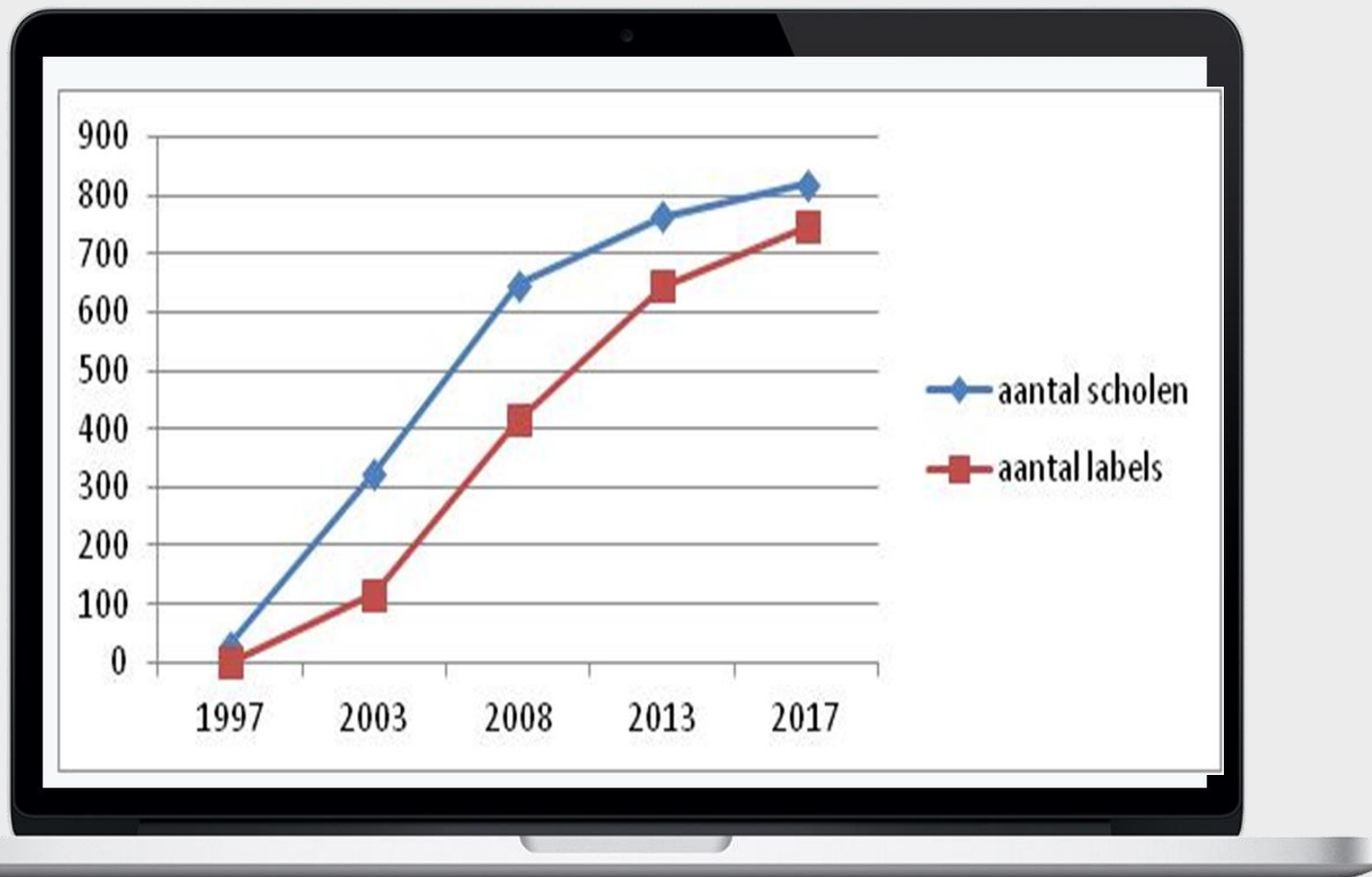


Road Safety Label

How

- Schools meet criteria
- and implement road safety education at their own pace...
- ...in collaboration with (local) partners (parents, police and Dutch road safety association VVN): teaching children about road safety both in the classroom and out on the street
- Ensuring a continuous curriculum!

Number of labelled-schools



Number of schools and labels growing

In province Noord-Brabant (graphic)

9 provinces (out of 12) and region Antwerp

Percentage of schools labelled differs from 25% till 90%

Road Safety Label



Criteria

- School organisation
- RSE in all grades in the classroom
- Practice in school grounds and street
- Safe school environment and routes
- Collaboration and communication with parents

Road Safety Label



Process

Step 1: Schoolregistration

Step 2: Selfevaluation

Step 3: Intake

Step 4: Activityplan

Step 5: Implementation

Step 6: Labelling

Step 7: Management and
maintainance

Road Safety Label

Recognition



Road Safety Label

Role of governments

Provinces: taking care of label-infrastructure, giving subsidies

Municipalities: taking care of safe schoolroutes, giving subsidies to schools and NGO's



Road Safety Label

Experiences and succes factors

- Umbrella with projects gives structure for schoolplan
- Costs can be budgeted
- Continuity/commitment



Road Safety Label



Developments

Other focus in Brabant because of STARS project:
<http://starseurope.org/index.php>



Road Safety Label

Further development

- Spreading to [Belgium](#)
- Making things easier for schools
- Thinking about home-education
- More emphasis on risk analysis

Provincie Antwerpen Contacteer ons MENU



Een stevig draagvlak
Een verkeers- en mobiliteitsvisie die ook op lange termijn resultaten oplevert.

Praktijklessen verkeer op school
Een doe-vak dat meerdere keren per schooljaar aan bod komt.

Een veilige schoolomgeving
Je school kan zelf heel wat ondernemen om de omgeving veiliger te maken.

Betrokken ouders
Informeer je ouders en stimuleer hen om te helpen bij verkeersacties of zelf initiatieven uit te werken.




Thank you for your attention!
Any questions?



Contact

Wilma Slinger

 31-6-5123 1628

 wilma.slinger@crow.nl

 <https://www.linkedin.com/in/wilmaslinger/>

 www.crow.nl

